

Area of Learning	Activities	Resources
Writing	Egyptian Cinderella; <ul style="list-style-type: none"> <li>- Listen to the story again. Write a boxed-up plan, including one change to the story. (1 day)</li> <li>- Write your new version of the story with one change. Include adverbs and adjectives. (2 days)</li> <li>- Edit your story; first check for mistakes e.g. full stops, capitals, spellings, does it make sense. THEN; edit to improve e.g. add extra detail, adjectives, adverbs, interesting verbs.</li> <li>- Letters; try and find examples of letters that people send to each other. What are the features of letter writing? Try and make a list e.g. 1<sup>st</sup> or 3<sup>rd</sup> person? Type of words?</li> </ul>	Story - <a href="https://www.youtube.com/watch?v=dSVfic4l8Lk">https://www.youtube.com/watch?v=dSVfic4l8Lk</a>
Reading	Flat Stanley's Great Egyptian Grave Robbery; <ul style="list-style-type: none"> <li>- Read or listen to chapter 4 (see link →). Predict what will happen next! Write a short paragraph.</li> </ul> Egyptian Cinderella; <ul style="list-style-type: none"> <li>- Listen to the story again. Write down any tricky words as you listen. Use a dictionary to check their meaning.</li> <li>- Answer the sets of questions about the text, below.</li> </ul>	<a href="https://www.youtube.com/watch?v=FFwsxiaXCLY">https://www.youtube.com/watch?v=FFwsxiaXCLY</a>  Online dictionary <a href="https://kids.britannica.com/kids/browse/dictionary">https://kids.britannica.com/kids/browse/dictionary</a>
Spelling	This week's spellings; Year 3 & 4 word list; <i>When do we double consonants?</i> <b><i>forget begin prefer garden limit control</i></b> <b><i>cover regret occur thunder vandal visit</i></b> 1. Write the spellings down in your neatest handwriting. Write two lines for each word. 2. Use Google to research what each word means and write the definition for each word. 3. Practice spelling each word using copy, cover, write and check. 4. Get an adult to do a spelling test for you. 5. If you have got a spelling wrong, go back and practice again.	
Maths	<ul style="list-style-type: none"> <li>- Using your <b>Purple Mash</b>, complete one of the tasks from the subtraction page each day, Age 7 – 9.</li> <li>- Check and complete the questions below in order. Choose a new question each day.</li> </ul>	
Curriculum	<b>HISTORY</b> <ul style="list-style-type: none"> <li>- What can you find out about Egyptian writing? Find out more about hieroglyphs.</li> <li>- <b>Crack the hidden messages below, then write your own in hieroglyphs.</b></li> </ul>	

**Every day - Reading for pleasure** – Every day, you should try to spend 20 minutes or more reading a book you enjoy.

If you need more books or would like to discover more online, your grown up can help you find books on these websites;

<https://www.oxfordowl.co.uk/for-home/find-a-book/library-page/>

<https://www.weareteachers.com/virtual-author-activities/>

<https://www.youtube.com/user/StorylineOnline>

Audible stories <https://stories.audible.com/discovery>

Online Books: <http://www.magickeys.com/books/>

Online Story Activities: <https://www.topmarks.co.uk/english-games/7-11-years/stories>

Online Reading Activities: <https://www.topmarks.co.uk/english-games/7-11-years/reading>

Online Poetry Activities: <https://www.topmarks.co.uk/english-games/7-11-years/poetry>

## **Every day - Times tables practise;**

'Hit the Button' game - <https://www.topmarks.co.uk/maths-games/hit-the-button>

'TT Rockstars' <https://ttrackstars.com/>

'Purple Mash' account

## Reading

a)

- 1. What is the difference between the colour of the River Nile and the colour of the Mediterranean Sea? (1 mark)**

---

- 2. Where was Rhodopis born? (1 mark)**

---

- 3. Write three ways in which Rhodopis is different from the other servant girls. (3 marks)**

---

---

---

b)

- 4. How do the servant girls feel about Rhodopis? Find two pieces of evidence from the text that support your answer. (3 marks)**

---

---

---

- 5. Find and copy a phrase that shows Rhodopis was crying when Horus took her slippers. (1 mark)**

---

- 6. Which three places did the Pharaoh visit on his journey to find the owner of the slipper? (2 marks)**

---

---

c)

7. Match the words from the story to their closest synonym.

maiden

din

spite

jeer

rushes

decree

pronounced

hurt

order

unmarried girl

noise

announced

grasses

taunt

8. Match the character with the correct characteristic. (3 marks)

Rhodopis

Horus

the servants

Amasis

sneaky

cruel

determined

hard-working

d)

9. In the text it says 'Rhodopis always hurried to do their bidding', what do you think 'bidding' means? Use the text to help you. (1 mark)

---

---

10. What do you think the moral of this story is? (2 marks)

---

---

## History

What did the pharaoh say when he had a nightmare?



What kind of music do mummies like?



a

b

c

d

e

f

g

h

i

j



k

l

m

n

o

p

q

r

s

t



u

v

w


x

y

z

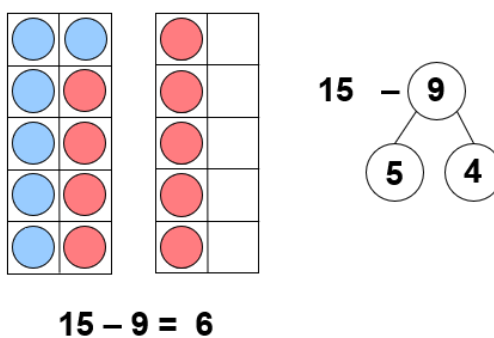


Number bonds to 20:



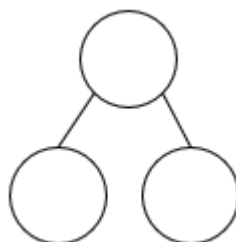
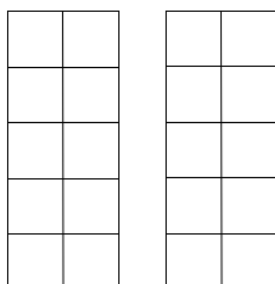
L.O. Addition and subtraction - bridging 10

29.09.21

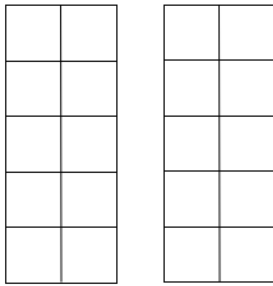


Use your tens frames to practise subtracting.

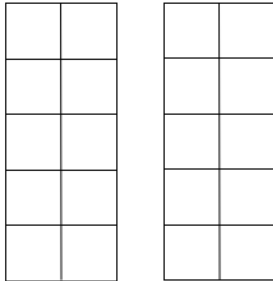
a)  $14 - 7$



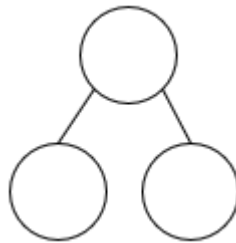
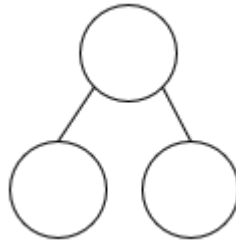
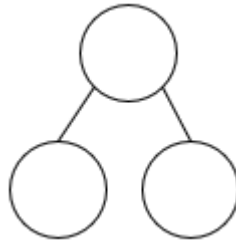
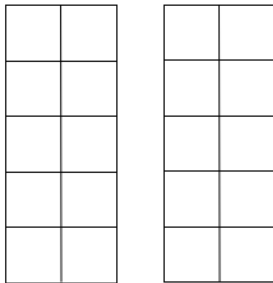
b)  $16 - 9$



c)  $15 - 8$



d)  $17 - 9$



### CHALLENGE:

A) There are eleven apples in a bowl. We eat seven. How many are left?

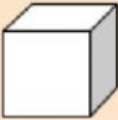

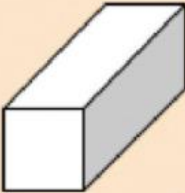
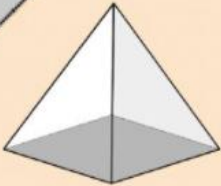
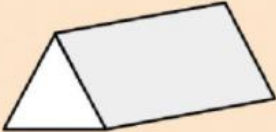
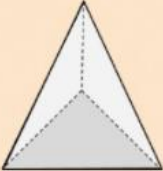


B) 'I have fourteen paintbrushes to wash. I have washed eight already. How many more do I have to wash?'





Match the shapes and names;

	<b>triangular prism</b>
	<b>rectangular prism</b>
	<b>cylinder</b>
	<b>cube</b>
	<b>triangular pyramid</b>
	<b>rectangular pyramid</b>

For each shape, say how many corners, sides and faces it has.

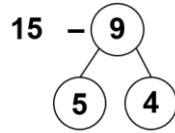
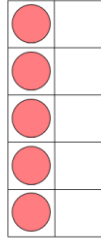
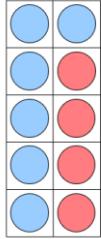


*We have used different methods to subtract; ten frames, number lines, part whole models.*

*Solve these problems in your book and explain your method.*

Example

$15 - 9$



"First I used a tens frame with 15 cubes. I partitioned 9 into 5 and 4. I subtracted the 5 first, then the 4"

- a)  $18 - 9$
- b)  $16 - 8$
- c)  $12 - 9$
- d)  $14 - 6$
- e)  $19 - 10$

**CHALLENGE**

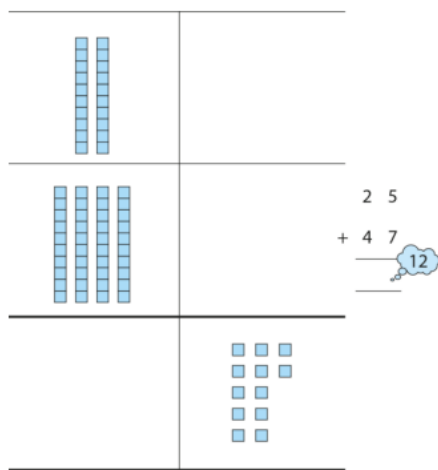
*'Fill in the missing numbers.'*



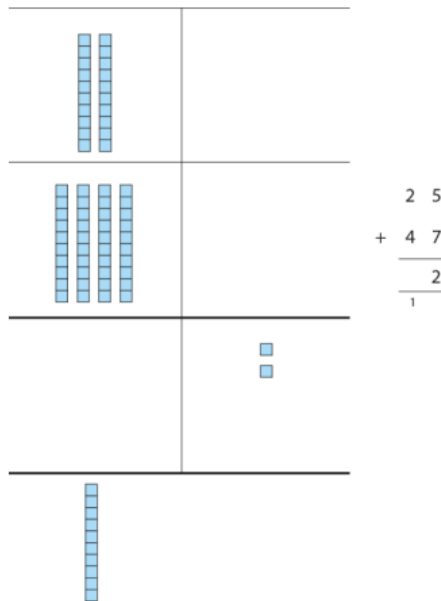
$$13 - 3 - 4 = 10 - \square$$

$$12 - 2 - \square = 12 - 7$$

$$16 = 3 + \square + 6$$



EXAMPLE



Which calculations require regrouping twice?

$$\begin{array}{r} 124 \\ + 233 \\ \hline \end{array}$$

$$\begin{array}{r} 644 \\ + 172 \\ \hline \end{array}$$

$$\begin{array}{r} 366 \\ + 277 \\ \hline \end{array}$$

$$\begin{array}{r} 579 \\ + 221 \\ \hline \end{array}$$

$$\begin{array}{r} 791 \\ + 163 \\ \hline \end{array}$$

$$\begin{array}{r} 567 \\ + 233 \\ \hline \end{array}$$