

Reception and Pre-school Home Learning Activities -

Week Beginning 11.05.20

Over the week we would like the children to spend their mornings completing the maths, phonics and literacy activities which we have provided. After lunch, they can choose from one of the 'wider curriculum' activities, or do something from their own imagination.

To access further online resources, games and activities, we suggest the following websites:

www.bbc.co.uk/cbeebies/radio - CBeebies Radio for listening activities

www.topmarks.co.uk/maths-games - Maths games

www.bbc.co.uk/iplayer/episodes/b08bzfnh/numberblocks - Numberblocks maths videos

www.phonicsplay.co.uk - Online phonics games

Youtube -

- Ollie Turner - 11am doing a music lesson LIVE
- Mr Thorne Does phonics
- Joe Wicks - LIVE workout 9am

www.storylineonline.net/ - Storyline online do lovely stories of famous people reading stories

www.bbc.co.uk/cbeebies/shows/numberblocks - numberblocks

www.bbc.co.uk/cbeebies/shows/alphablocks - alphablocks

www.sesamestreet.org/ - sesame street for online games, videos and art activities

www.twinkl.co.uk/home-learning-hub - fantastic ideas and activities to support home learning

Maths

Maths activities can be found on the White Rose Hub website:

<https://whiterosemaths.com/homelearning/early-years/>

This week, please complete the activities under the tab - Summer Term Week 4. The activities are based around The Very Busy Spider.

Each day there is a video followed by a suggested activity. If the weather is nice, we encourage you to get outside to explore and enjoy maths as much as possible in the fresh air !

We think it's best for you to follow the link and watch the video each day before doing the activity, but if this isn't possible then you can still complete the activity without watching the video.

If you are unable to access the activity suggestions online then we have summarised them below:

Monday 11th May:

Go outside and see if you can find some spider webs. What shape and size are they? Do they follow a pattern? What do you notice?

Have a go at making your own web using string or elastic bands.

Tuesday 12th May:

Make up some adding and taking away stories around the theme of the spider web, e.g.:

- There were 2 flies in the spider web and then 1 more flew in. How many flies are there now?
- There were 5 flies in the web and then the spider ate 2 of them. How many are left?

Draw pictures or use objects to help work out the answer. Begin with numbers up to 10 and then if you are ready for a challenge, see if you can add and take away numbers up to 20.

Wednesday 13th May:

Sing the song Incy Wincy Spider with a numbers theme to practise your number bonds to 10:

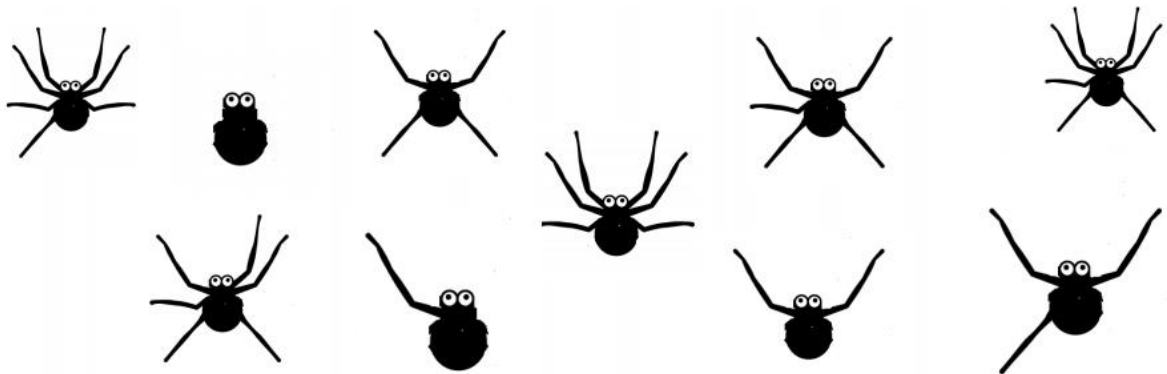
Number bond Incy!

10 wincy spiders climbed up the water spout.
Down came the rain and washed 5 spiders out.
Out came the sunshine and dried up all the rain.
So 5 wincy spiders won't climb the spout again!

Repeat with different numbers!

Thursday 14th May:

Spiders have 8 legs - 4 on each side. That's double! Some spiders have been losing their legs. Can you sort the ones that are doubled and the ones that are not?



Friday 15th May:

Today you are learning about positional language (on top of, next to, underneath, in front of, behind. Ask a grown up to take photographs as you move around things in your house using this positional language.

Literacy

This week's work is easy. It is all about you !

We are going to pretend you are going on a plane on a holiday.

(I wonder where you would like to go ?).

You will need a 'Passport' that has lots of information about you.


Print off and fill in the pages below, or write the information in your book.

This week we want you to practice writing sentences and use the tricky words :

I , go , to , the .

Monday 11th May 2020

Draw a picture of yourself (use a mirror to look carefully at your face)



Name : _____

Colour of eyes : _____


Colour of hair : _____

Tuesday 12th May 2020

Who is in your family ? (Draw a picture and label each person.)




My Family



Wednesday 13th May 2020

What do you like to eat ? (Write a Sentence.)



A large rectangular box with rounded corners and a black border, containing five horizontal lines for writing.

Thursday 14th May 2020

Where do you like to go ? (Copy and complete the sentence.)

I go to the

Friday 15th May 2020

Tell me something else about yourself. It could be what you like to do, about your pets, your favourite toy.

(Remember to say the sentence first, count the words. Where do you start writing ?

Start the sentence with a capital letter. Leave a finger space between each word.

Where does the full stop go ?)

Phonics

We hope that you have been enjoying the daily phonics lessons launched by The Department for Education that started last week. This week we would like you to continue tuning in to these online lessons each day. The sessions will be streamed live on the YouTube channel:

https://www.youtube.com/channel/UCP_FbjYUP_UtldV2K_-niWw/featured

We really encourage you to tune in every day to enable your child to benefit from this structured approach to teaching phonics.

Reception phonics lessons will be streamed at 10am. However, if you are unable to tune in live then you can always watch the lesson back at a more convenient time of the day.

We recommend parents to watch these two videos beforehand:

- 'Handy Guide to our Online Phonics Lessons' - www.youtube.com/watch?v=u8C8BCB4hvc
- 'Quick introduction to our Reception Lessons' - www.youtube.com/watch?v=v8-xnPACzeI

If you are not able to use the lesson, please use the activities below.

Monday 11th May

Practice all the letters we you have been learning.

Learn the new letters, **b. f. l.** (Add them to your flashcards)

Using your letter cards make the words, **bat. fat.** Sound out each letter and then blend them together to read the word.

Tuesday 12th May

Do you remember the words you made yesterday? They were '**bat**' and '**fat**'.

Can you think of other words that rhyme with **bat**?

Write a list of the words you have thought of.

Remember to listen for each sound as you write it. (**Adults**, encourage your child to try to write the words themselves. You might need to help them match the sound they can hear to the letter they need. An alphabet sheet would be useful.)

Wednesday 13th May

Learn the letters, **j. v. w.** (Add them to your flashcards.)

Make the words '**jam**' '**van**'.

Write a list of words that rhyme with '**van**'.

(If you find it hard to write any of the letters, you could practice writing them; in different colours, using your finger in paint, flour, sand.)

Thursday 14th May

Tricky words- Some words are tricky to read by sounding out each letter.

We just have to learn them. (You will be using the tricky words '**I**' and '**go**' in your Literacy today.)

Learn tricky words - Adult write the words '**I**' and '**go**' on flashcards.

Read them.

' I ' - Say it in a sentence,
' go ' - Say it in a sentence.

Tips to learn words, - Sound talk it and count the sounds (phonemes.) Example, g-o, go.
Two phonemes.

Adult show how to write the word and let the child copy it.

What letters are in the word?

Trace the shape of the letter/s.

Copy the word, cover it and try to write it without looking.

Friday 15th May

Practice recognising the letters **b. f. j. v. w.** How quickly can you do it?

Try saying them in different voices - squeaky, sad, happy.

Learn the tricky word 'to'.

Ideas of how to remember tricky words.

The tricky words you have learnt are ' I ', ' go ' and ' to '.

- They can be written on a flashcard, post-it note, piece of coloured paper etc. Put them around the house. Show your child a word, read it, where is the same word hiding today?
- Write words outside with chalk, jump on the word and read it. Or another person says the word and the child has to jump on it.
- Play 'go' game. Let your child choose an action e.g. jump. Then they do the action when they see the word 'go'.
- Play pairs
- Look for the word in print- books, instructions, e-mails etc.
- Type the words. If you use a keyboard, this will help to match the upper-case letters with lower-case letters.
- Make a book together using the words e.g. 'Things I like to do.' 'Places I go.' You could use drawings or your own photos.
- If you have a permanent marker, write the word on a plastic milk bottle/pot lid. When dry, hide it in a bowl of bubbly water/sand, Go fishing and catch one in your hands or sieve. If you read it, you keep the 'treasure', if not, read it together and place it back in the water. (This game can also be used to practise letters.)

Wider Curriculum activity suggestions:

Personal social and emotional

- Draw or paint a picture of you. Around the edge, draw the things that make you happy. This could be places, people or things. Keep your drawing and put it up somewhere that you see it regularly to remind you of the things which make you happy.

Art and Design - Play dough - Using bought dough or try to make your own if flour available.

- Make your own animal. This could be real or imaginary. You could use objects to add details-buttons, sticks, leaves, small stones, pipe cleaners, pressing objects into dough to make a pattern. Use either end of a pencil to make spots and holes. Give it a name and take a photo. We would love to see them.

Art and Design - Rainbow Hunt

- Go on a nature walk and collect objects of as many different colours as possible. Try to find all colours of the rainbow. When you get home, arrange your objects to look like a rainbow.

Understanding the World - Exploring different materials

- Children explore and sort different materials that they find around the home. Sort into groups such as things that can be recycled and things that cannot.
- Which materials make a good boat? Which are not so good? Why? Describe what happens.

Understanding the World - Weather and seasonal changes

- Take time to observe the weather each day. You could record this on a daily weather chart ! Look for signs of spring outside such as blossom on trees and flowers growing.
- Have you noticed what is growing ? Draw a picture of a flower. Talk about the different parts of the flower: stem, petals, leaves. How is it the same, or different from another flower ?
- Take a photo of a tree you can see regularly. Take another every month. Does it look the same ? What is different ? Why ?

Understanding the World - Technology

- Look around the house for different types of technology, such as things in the kitchen (fridge, oven, digital scales), phone, tablet, hairdryer etc. Discuss how these items are used and how they help with daily life.
- Take photos of your favourite places at home. Why do you like them ?
- Take a photo of a tree you can see regularly. Take another every month. Does it look the same ? What is different? Why ?

Art and Design - Painting and Drawing

- If you have painting or drawing resources, children can create pictures of their own choice. They might choose to do a self-portrait, or draw what they can see outside.

- If you have crayons, make a colourful rainbow. Explore using a light wash of blue paint over it to make the sky.
- Go on a walk to collect different leaves. Use crayons to make leaf rubbings.
- Print using different objects-fruit, vegetables, blocks, Lego, yoghurt pot, hands, feet, potato masher, fork.
- Make a repeated pattern by printing objects e.g. apple, carrot, apple, apple, carrot.
- Use different objects to paint with, sticks, nail brush, tea bag, feather, sponge, fingers, scrunched kitchen roll/newspaper. What could you use as paint ? Mud ? Tea ? Coloured flour paste ? Use your imagination ! (But please keep safe.)

Music

- Make different sounds using objects about the home. You could even try and make your own musical instrument!
- How many songs about animals can you sing? Make sounds to represent each animal. Try Old McDonald Had a Farm.
- Change the way you sing a song. Sing it softly. Sing loudly. Sing quickly. Sing slowly.
- Play along to the nursery rhymes with Mr Tumble on Cbeebies:
www.bbc.co.uk/cbeebies/watch/something-special-nursery-rhyme-compilation
- Don't forget to watch the programmes from Love Music Trust (see top of our web page)

Art and Design - Construction

- Use your own construction kits (e.g. Lego) or boxes and recycled materials that you have in the home to make a building or a vehicle of your choice.
- Make your own zoo or pet shop. You could make enclosures, cages, pet carrier. What might the animals need in their enclosure ?

Physical Development

- Choose one of the Cosmic Yoga videos on YouTube: www.youtube.com/user/CosmicKidsYoga
- Kids workout videos with Joe Wicks the Body Coach on YouTube:
www.youtube.com/watch?v=d3LPrlIOv-w
- Make an obstacle course indoors or outside. (please make sure your grown up helps you to make sure it is safe.) Crawl under a table, hop to the chair, jump over a book, balance along a piece of string, bunny hop to the flowers etc.
- How many small objects can you pick up and put in a pot in 10 seconds ? Now only use one hand. Then try the other hand. Can you do it with your toes ? If that was easy try to pick up grains of rice, blades of grass, lentils. Try posting small objects into the top of a bottle. (make sure they will come out again.) If you have tweezers, can you use those? Try wearing gloves.
- Cutting. Using scissors to cut out pictures for a collage / to make a card.
- Draw around your hand / foot and cut it out, Colour it in / decorate it.
- Ask if you can help to make a sandwich. What will you need to do before you touch the food? What equipment will you need ? Practice spreading and cutting.
- Fill a bottle using a smaller pot/bottle / lid. Try not to spill any.
- Use a jug to pour out juice when you all need a drink.
- Make up your own dance routine. What different shapes and patterns can you make with your body?